



ASSEMBLY INSTRUCTIONS

BM23003 ANOTHER MARBLE SIDE TABLE

Thank you for your purchase!

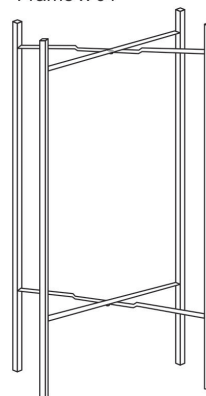
PARTS CHECKLIST:

CODE:	COMPONENTS:	QTY:
A	FRAME	X 01
B	MARBLE	X 01
C	RAY	X 01

HARDWARE CHECKLIST:

CODE:	DESCRIPTION:	QTY:
01	ALLLEN BOLTS	X 04
02	WASHERS	X 04
03	KEY	X 01

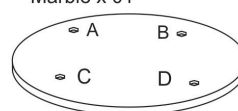
Frame x 01



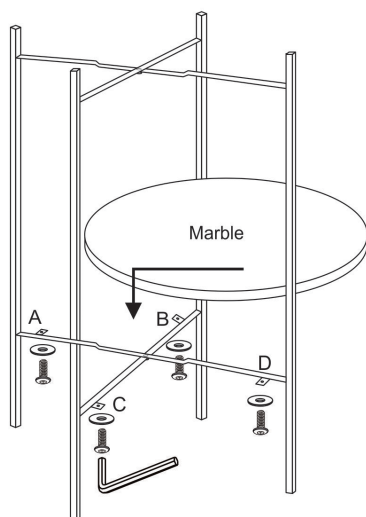
Tray x 01



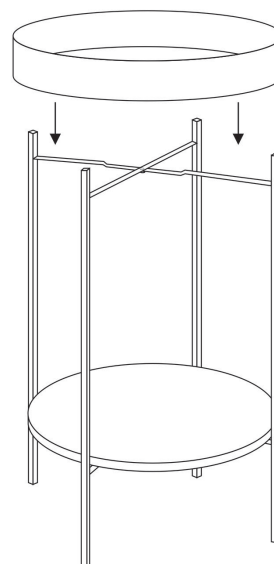
Marble x 01



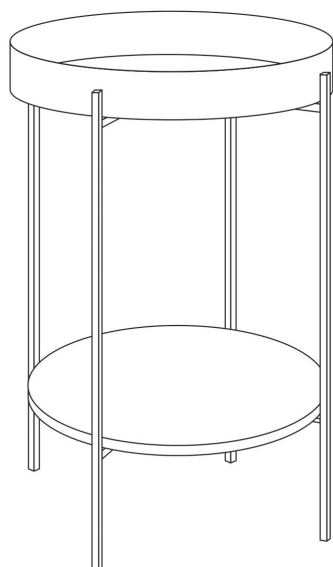
1



2



3



MAINTENANCE ADVICE

- PLEASE DO NOT DISCARD ANY OF THE PACKAGING UNTIL YOU HAVE CHECKED ALL THE PARTS AND THE PACKS OF HARDWARE.
 - BEFORE YOU BEGIN TO ASSEMBLE YOUR NEW PIECE OF FURNITURE, PLEASE CHECK TO ENSURE THAT ALL PARTS HAVE BEEN SUPPLIED.
 - FOLLOW INSTRUCTIONS CLOSELY AS DEVIATION FROM THEM MAY VOID YOUR WARRANTY AND PRESENT A POSSIBLE SAFETY RISK.
 - IT IS RECOMMENDED THAT ASSEMBLY IS DONE ON A SOFT SURFACE LIKE CARPET TO AVOID ANY DAMAGE.
 - PERIODICALLY CHECK AND RE-TIGHTEN ANY FASTENERS. WIPE DOWN ALL SURFACES WEEKLY WITH A CLEAN CLOTH.
- DO NOT CLEAN ANY SURFACES WITH HARSH ABRASIVES OR CHEMICALS.